

## SPUR PAD BOX HOOKS

Spur Pad Box Hooks and slings are used for handling boxes and crates of all descriptions. The hooks are listed in capacities suitable for the largest crates made. They will be furnished assembled complete with wire rope slings when so ordered.

### HOOKS ONLY

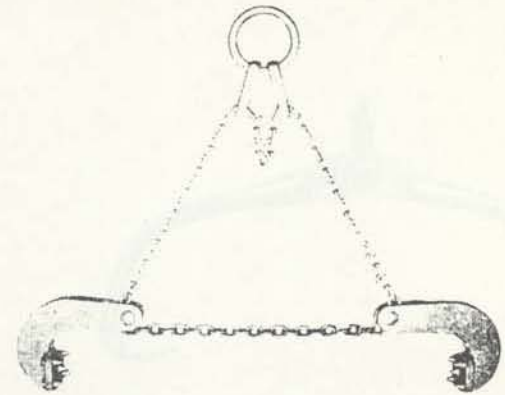
These hooks have large pressure pads to distribute the clamping load over a large area. The turned steel spurs are easily replaced when damaged or worn. A roller is provided in the shank of the hook for the sling to operate over.

| ITEM NUMBER | CAPACITY TWO HOOK          | DIMENSIONS REACH | WIDTH  | SPURS EACH | USED WITH    | WEIGHT EACH |
|-------------|----------------------------|------------------|--------|------------|--------------|-------------|
| 342         | 1000                       | 5"               | 4 1/2" | 5          | CHAIN - W.R. | 9 LBS       |
| 343         | 2000                       | 5 3/8"           | 5"     | 5          | CHAIN - W.R. | 11          |
| 344         | 4000                       | 6"               | 5 1/2" | 5          | WIRE ROPE    | 14          |
| 345         | 6000                       | 7"               | 6 1/2" | 8          | WIRE ROPE    | 28          |
| 346         | 10000                      | 9"               | 6 1/2" | 9          | WIRE ROPE    | 31          |
| 347         | 15000                      | 9"               | 7"     | 12         | WIRE ROPE    | 41          |
| 348         | 20000                      | 10 1/2"          | 8"     | 12         | WIRE ROPE    | 72          |
| 341         | REPLACEMENT SPURS FOR PADS |                  |        |            |              | 0.13        |

### SLINGS COMPLETE

Spur Pad Box slings are listed assembled complete in two popular capacities. The dimensions are suitable for handling all sizes of boxes and crates encountered in average service. They are furnished complete with lifting ring, adjustable grab links, chain and spur pad hooks.

| ITEM NUMBER | CAPACITY | REACH OF PAD HOOKS | WEIGHT  |
|-------------|----------|--------------------|---------|
| 450         | 1000     | 5 FEET             | 26 LBS. |
| 452         | 2000     | 5 FEET             | 40      |

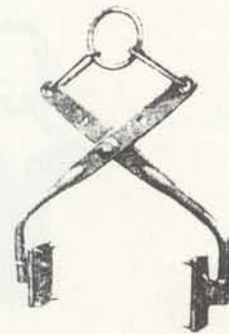


## BOX TONGS

These tongs are suitable for handling boxes, crates, kegs, bales, etc. The spur pads will swing and are self-adjusting for full contact on the load with the arms in any position. The spurs are machined from a tough, heat treated steel and are easily replaced when damaged or worn.

Additional holes are provided in the tong arms for adjusting the reach and controlling the gripping pressure exerted on the load.

| ITEM NUMBER | CAPACITY EACH - LBS | NOMINAL REACH |     | WEIGHT EACH - LBS |
|-------------|---------------------|---------------|-----|-------------------|
|             |                     | MAX           | MIN |                   |
| 415         | 500                 | 24"           | 4"  | 20                |

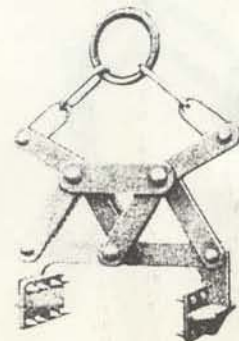


## PARALLEL BOX TONGS

These tongs are preferred for handling boxes and crates that must be gripped near the top edge, such as boxes of shallow construction or the lack of strength at other points.

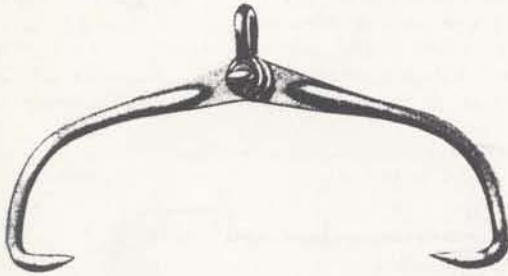
The jaws move in on the load with a perfectly parallel movement. The leverage is sufficient to set the spurs without crushing. The spurs are sharp, heat treated and easily replaceable.

| ITEM NUMBER | CAPACITY POUNDS | REACH |      | WEIGHT EACH | PRICE |
|-------------|-----------------|-------|------|-------------|-------|
|             |                 | MAX.  | MIN. |             |       |
| 293-12      | 500             | 12'   | 4"   | 26          |       |
| 293-24      | 500             | 24    | 10   | 38          |       |
| 293-36      | 500             | 36    | 22   | 43          |       |



### BALE TONGS


An alloy steel tong which is light, easily handled and requires very little headroom for operation. It is suitable for handling bales, boxes, crates and other miscellaneous material. Also useful as a general purpose tong where the physical characteristics of the load are such that a heavy closing pressure to set the hook is not required.



| ITEM NUMBER | CAPACITY POUNDS | MAXIMUM REACH | WEIGHT EACH POUNDS | PRICE EACH |
|-------------|-----------------|---------------|--------------------|------------|
| 474-12"     | 500             | 12"           | 6                  |            |
| 474-24"     |                 | 24"           | 10                 |            |
| 474-36"     |                 | 36"           | 19                 |            |
| 475-12"     | 1000            | 12"           | 9                  |            |
| 475-24"     |                 | 24"           | 17                 |            |
| 475-36"     |                 | 36"           | 30                 |            |

### LIGHT TIMBER TONGS

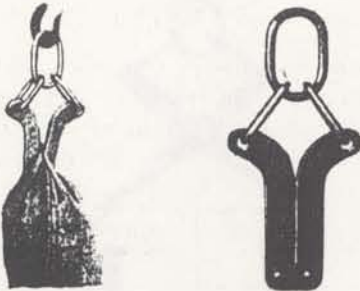
These light, easily operated, alloy steel Timber Tongs are suitable for handling timber, piling and poles. They will also be found useful for lifting a wide variety of objects and material such as boxes, bales, castings, machine parts, etc.



| ITEM NUMBER | CAPACITY POUNDS | MAXIMUM REACH | WEIGHT POUNDS | PRICE |
|-------------|-----------------|---------------|---------------|-------|
| 470-12      | 500             | 12"           | 7             |       |
| 470-24      |                 | 24"           | 14            |       |
| 470-36      |                 | 36"           | 21            |       |
| 471-12      | 1000            | 12"           | 11            |       |
| 471-24      |                 | 24"           | 19            |       |
| 471-36      |                 | 36"           | 31            |       |

### BAG TONGS


Fast, easily operated pinch type tongs for handling sacks, bags, burlap, canvas, etc. They may be used singly for ordinary sack handling or in sets of two on open bags to avoid spilling the contents.



| ITEM NUMBER | CAPACITY POUNDS | LENGTH OVERALL | WEIGHT EACH POUNDS | PRICE EACH |
|-------------|-----------------|----------------|--------------------|------------|
| 432         | 500             | 14"            | 5                  |            |

### CARTON TONGS

For handling paper cartons and other light boxes or bundles. They will exert sufficient pressure for a gentle but secure grip on the load without crushing or otherwise damaging the container.



| ITEM NUMBER | CAPACITY POUNDS | MAX. CARTON DIM. |        | WEIGHT EACH |
|-------------|-----------------|------------------|--------|-------------|
|             |                 | WIDTH            | HEIGHT |             |
| 301         | 200             | 10"              | 10"    | 17 LBS.     |
| 302         | 200             | 14"              | 14"    | 36          |
| 303         | 200             | 18"              | 18"    | 41          |